

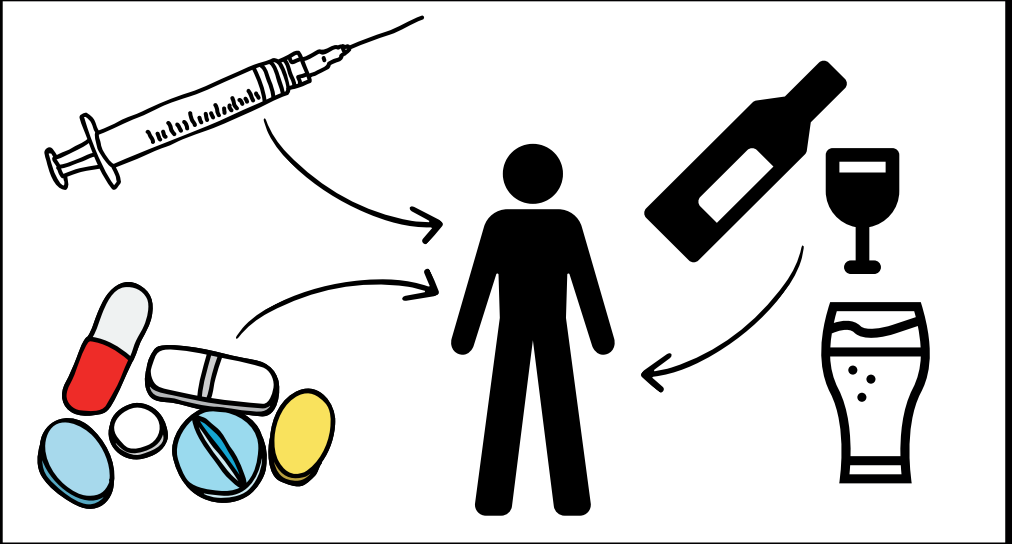
# Opioid Overdose and Naloxone

## Training Flashcards



# 01 Risk Factors

## Mixing Drugs (Polydrug Use)



**Risk of overdose increases when mixing any of the below:**

**Heroin, methadone, morphine**

**Synthetic opioids (nitazenes or fentanyl)**

**Prescription medications**

**Alcohol**

**Benzo's**

**Pregabalin, gabapentin or any other medications that may make you drowsy**

# 02 Risk Factors

## Reduced Tolerance to Opioids

Starting or  
leaving drug  
treatment



**Tolerance to Opioids may be reduced:**

**After a break in drug use**

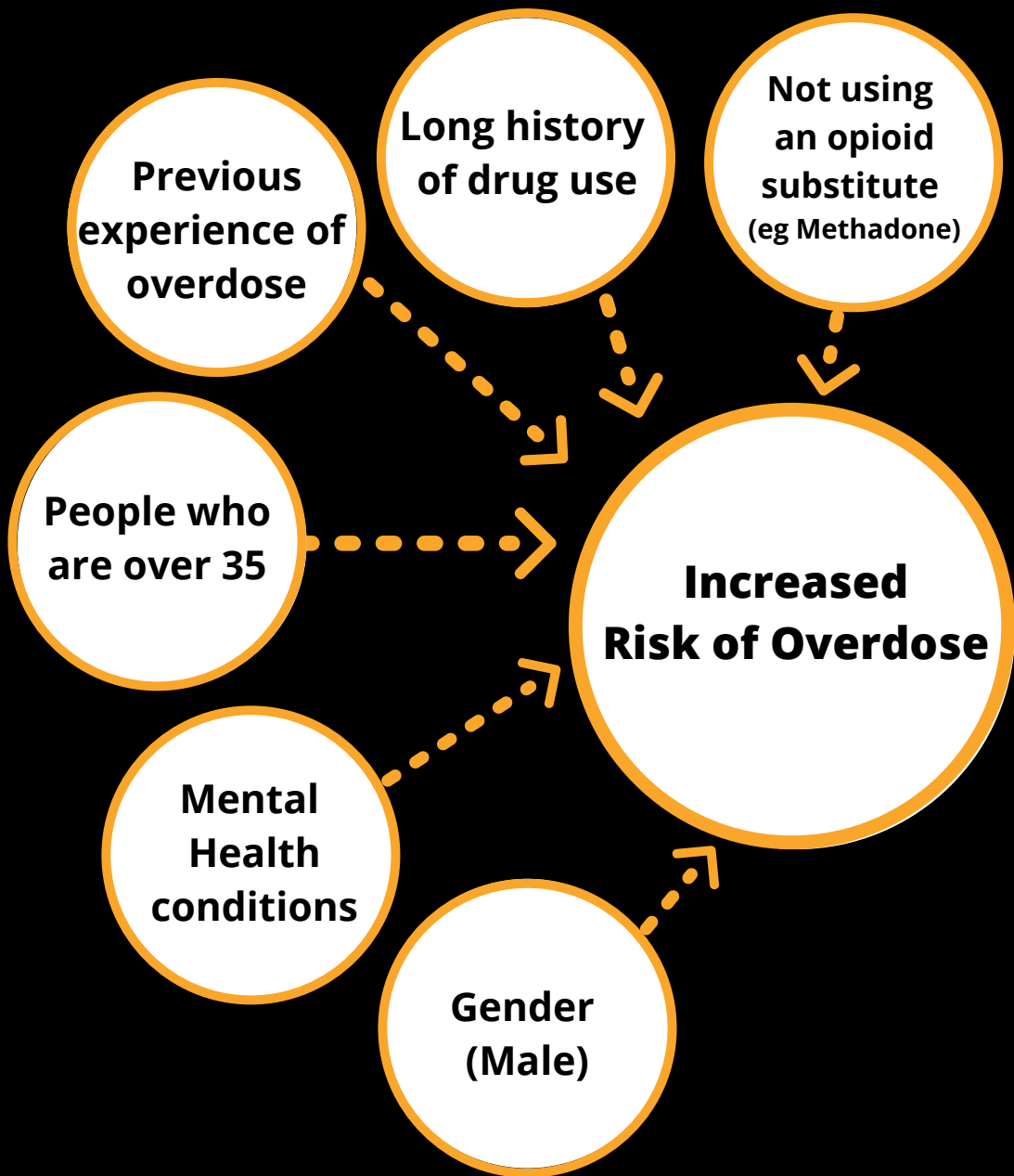
**On hospital discharge**

**On release from prison**

**When starting or leaving drug treatment**

# 03 Risk Factors

## Additional Risk Factors



# 04 Risk Factors

## Life Events



**More drugs may be used when there is:**

**Loss of contact with children**

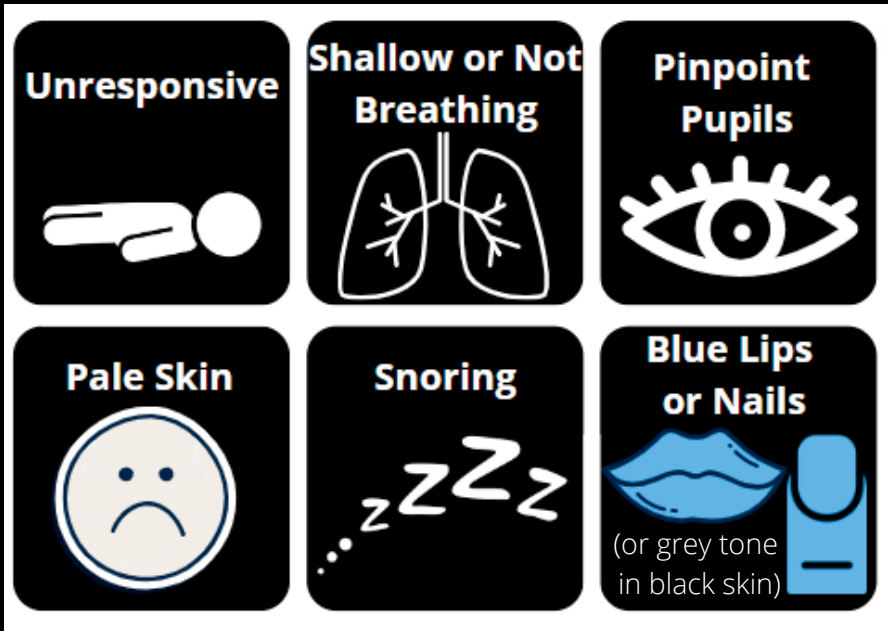
**Loss of a loved one**

**Increased available cash**

**Loss or change of accommodation**

# 05 Observable Signs of Overdose

Check it's safe for you to approach

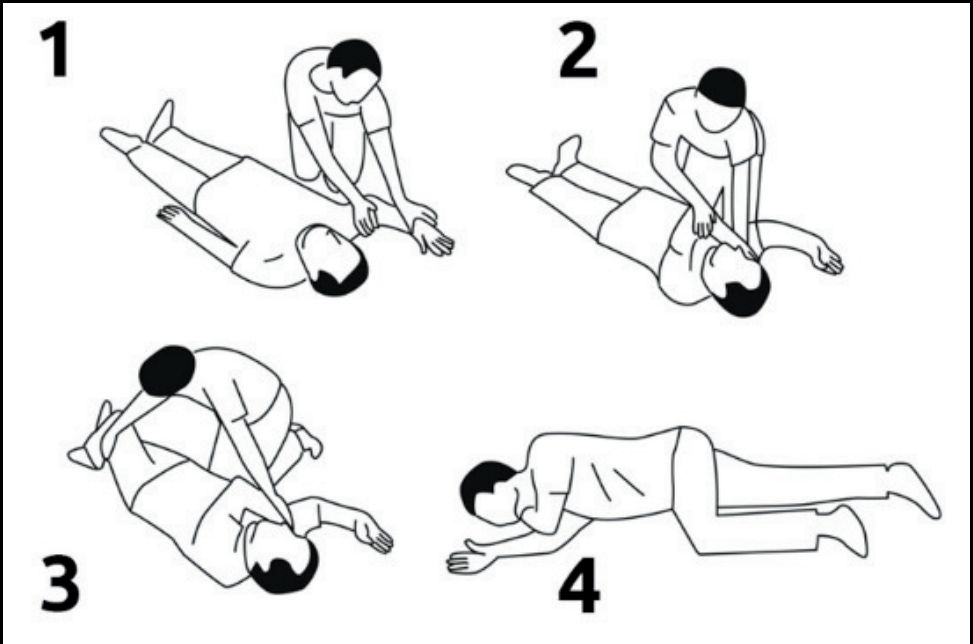
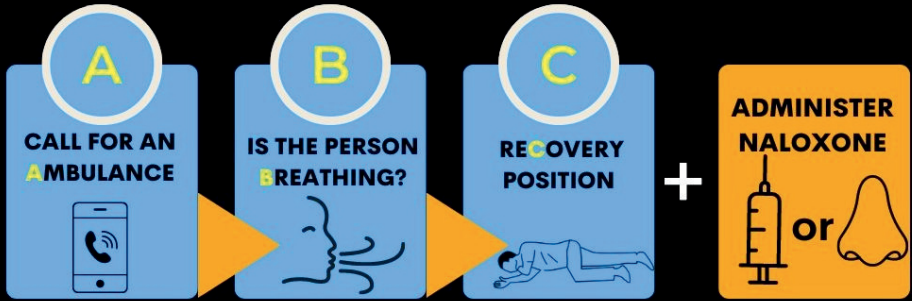


If you see these signs shout for help



# 06 Action

## ABC + Naloxone (IF BREATHING)

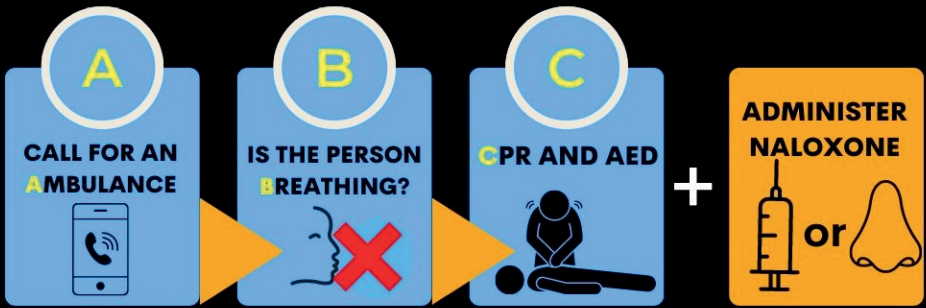


Stay with them until the ambulance arrives

# 07 Action

## ABC + Naloxone

### (IF NOT BREATHING)



Place the heel of your hand on centre of chest



Interlock fingers



With straight arms repeatedly press down 5-6cm

**Stay with them until the ambulance arrives**



# 08 Administer Naloxone

## Prenoxad™ (injectable)



- Comes in a yellow box
- A pre-filled syringe containing 2mg/ml of a clear, colourless solution with 2 needles
- The 2nd needle is in the box in case the other needle gets damaged during administration
- Each pack is for SINGLE INDIVIDUAL USE only
- 5 doses of 0.4mg per dose

# 09 Administer Naloxone

## Ventizolve™ (nose spray)



- Two nasal sprays
- The sprays come in a green plastic case
- The case has a rubber band with a call 999 reminder on it
- If both doses are required spray into alternate nostrils
- Each nasal spray is for SINGLE INDIVIDUAL USE only
- 1.26 mg per dose (slightly lower dose than Nyxoid™)

## Nyxoid™ (nose spray)



- Two nasal sprays.
- Each nasal spray is sealed individually in a blister pack.
- Each nasal spray is for SINGLE INDIVIDUAL USE only
- 1.8mg per dose
- If both doses are required spray into alternate nostrils.

# 10 Administer Naloxone

Use your phone to scan the QR code and learn how to respond to an opioid overdose and administer naloxone



**DRUGS**.ie  
Drug and Alcohol Information and Support




The Good Samaritan Act covers you as an individual if you respond to an emergency in good faith

# 11 Administer Prenoxad™

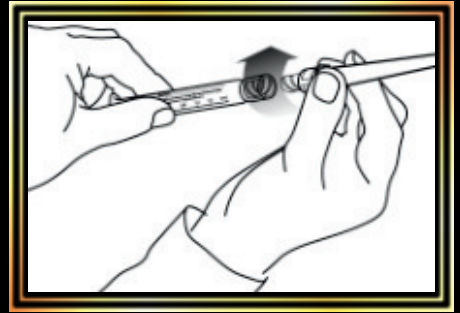
1

Remove the clear wrapper by pulling the tear strip and then twist the box to open.



2

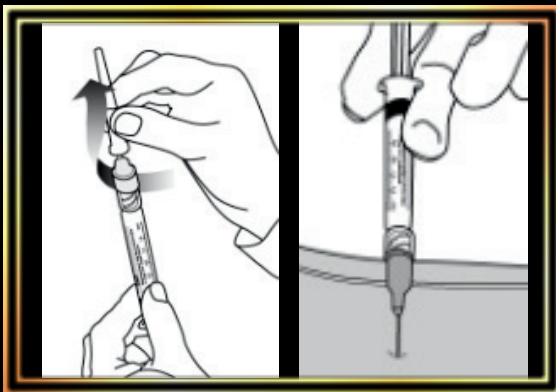
Unscrew the clear top from the syringe. Remove the needle from the packet. **With the needle still in its sheath** screw the blue fitting onto the syringe.



3

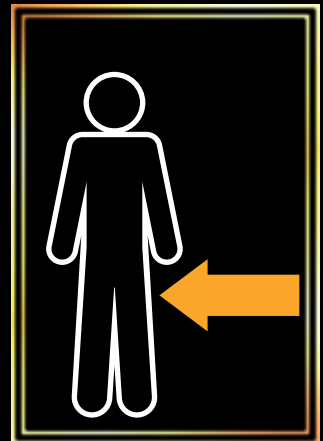
Gently twist the needle sheath to remove it from the needle.

To inject someone hold the syringe like a pen.



4

Insert the needle into the persons middle outer thigh. Through clothing if necessary. Inject a 0.4ml dose.



# 12 Administer Nyxoid™

1

Peel off the back of the blister from the corner to remove the nasal spray from the container.

Place the nasal spray within easy reach.



2

Lay the person on their back.

Support the back of the neck and allow the head to tilt back.

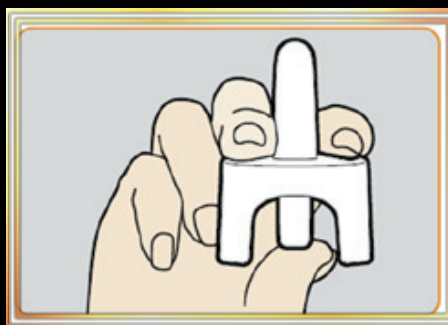
Clear away anything blocking their nose.



3

Hold the nasal spray with your thumb on the bottom of the plunger and your first and middle fingers on either side of the nozzle.

Do not test the nasal spray before use, it only contains one dose of naloxone and cannot be reused.



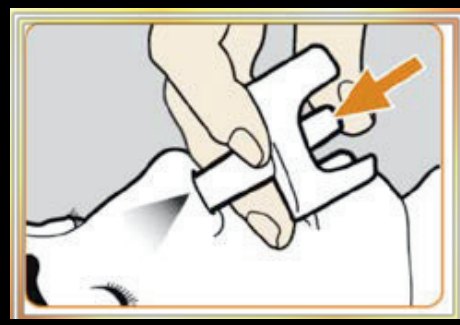
4

Gently insert the device nozzle in one nostril.

Press firmly on the plunger until it clicks to give the dose.

Remove the nasal spray nozzle from the nostril after giving the dose.

If 2nd dose needed use the other nostril.



# 13 Administer Ventizolve™

1

Open the inner packaging by first removing the rubber band, then pressing at the center of both flat sides of the green case to open.



2

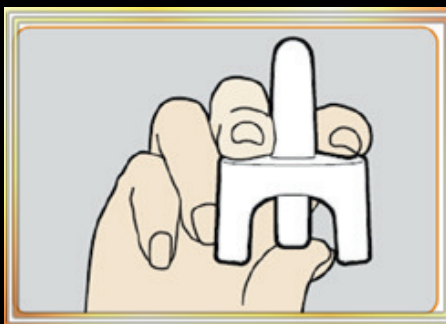
Lay the person on their back. Support the back of the neck and allow the head to tilt back. Clear away anything blocking their nose.



3

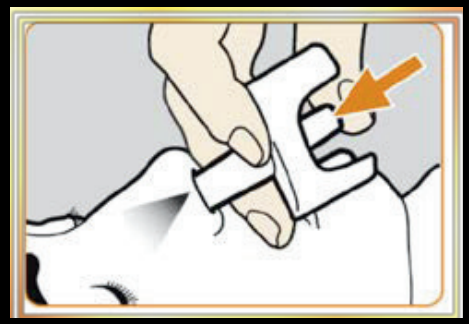
Hold the nasal spray with your thumb on the bottom of the plunger and your first and middle fingers on either side of the nozzle.

Do not test the nasal spray before use, it only contains one dose of naloxone and cannot be reused.



4

Gently insert the device nozzle in one nostril. Press firmly on the plunger until it clicks to give the dose. Remove the nasal spray nozzle from the nostril after giving the dose. If 2nd dose needed use the other nostril.



# 14 Are you ready to save someones life?



**Is the area safe for you?**



**Observable signs of overdose**



**Call for help and call 999 or 112**



**Check for breathing**



**Recovery Position/CPR**



**Administer naloxone**



**Make the area safe for others**



**Expiry dates and replacement stock**





**Use your phone to scan the QR code and learn how to respond to an opioid overdose and administer naloxone**



**Visit [Drugs.ie](https://www.drugs.ie) for naloxone resources**